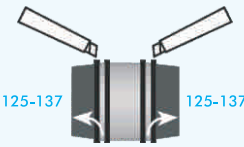
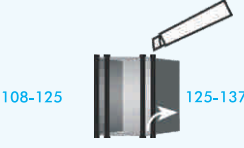



REFERENCE SHEET

MISSION-GENIUS™

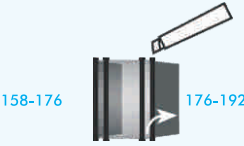

DN 125 & DN 200 are available as well!

GENIUS DN 100 TOTAL Size Range 108-137 mm		GENIUS-Option Size Range (mm)
<ul style="list-style-type: none"> Salt Glazed Ware / Vitrified Hepseal, Hepsleve Densleeve, Denseal Asbestos Cement Pitch Fibre 	<ul style="list-style-type: none"> Salt Glazed Ware / Vitrified Hepseal, Hepsleve Densleeve, Denseal Asbestos Cement Pitch Fibre 	 <p>125-137 125-137</p>
<ul style="list-style-type: none"> Supersleve, Superseal PVCu, PP, PE, ABS, Stainless Steel Twinwall, Rigidrain Cast Iron, Ductile Iron, Grey Iron Copper Pitch Fibre, Asbestos Cement 	<ul style="list-style-type: none"> Salt Glazed Ware / Vitrified Hepseal, Hepsleve Densleeve, Denseal Asbestos Cement Pitch Fibre 	 <p>108-125 125-137</p>
<ul style="list-style-type: none"> Supersleve, Superseal PVCu, PP, PE, ABS, Stainless Steel Twinwall, Rigidrain Cast Iron, Ductile Iron, Grey Iron Copper Pitch Fibre, Asbestos Cement 	<ul style="list-style-type: none"> Supersleve, Superseal PVCu, PP, PE, ABS, Stainless Steel Twinwall, Rigidrain Cast Iron, Ductile Iron, Grey Iron Copper Pitch Fibre, Asbestos Cement 	 <p>108-125 108-125</p>

GENIUS DN 100 „Covers“ the following Standard, Drain and Adaptor Couplings:

- Standard Coupling: **MSC 115, MSC 122, MSC 137 + Bushes**
- Drain Coupling: **MDC 115, MDC 122, MDC 135**
- Adaptor Coupling: **MAC 4000, MAC 1362, MAC 5144**



GENIUS DN 150 TOTAL Size Range 158-192 mm		GENIUS-Option Size Range (mm)
<ul style="list-style-type: none"> Supersleve, Superseal Densleeve, Denseal Hepseal, Hepsleve Twinwall, Rigidrain Pitch Fibre Asbestos C. 	<ul style="list-style-type: none"> Supersleve, Superseal Densleeve, Denseal Hepseal, Hepsleve Twinwall, Rigidrain Pitch Fibre Asbestos C. 	 <p>176-192 176-192</p>
<ul style="list-style-type: none"> PVCu, PP, PE Ultra-Rib, Ultra-Fortis Polysewer, Quantum Cast Iron, Grey Iron Stainless Steel ABS 	<ul style="list-style-type: none"> Supersleve, Superseal Densleeve, Denseal Hepseal, Hepsleve Twinwall, Rigidrain Pitch Fibre Asbestos C. 	 <p>158-176 176-192</p>
<ul style="list-style-type: none"> PVCu, PP, PE Ultra-Rib, Ultra-Fortis Polysewer, Quantum Cast Iron, Grey Iron Stainless Steel ABS 	<ul style="list-style-type: none"> PVCu, PP, PE Ultra-Rib, Ultra-Fortis Polysewer, Quantum Cast Iron, Grey Iron Stainless Steel ABS 	 <p>158-176 158-176</p>

GENIUS DN 150 „Covers“ the following Standard, Drain and Adaptor Couplings:


- Standard Coupling: **MSC 175, MSC 180, MSC 190 + Bushes**
- Drain Coupling: **MDC 175, MDC 180, MDC 195**
- Adaptor Coupling: **MAC 1924, MAC 2001**



6 in 1:
NEW: MISSION-GENIUS™
THE MULTI-COUPLING FOR
AT LEAST 6 APPLICATIONS



1. Ultra-Rib / Clay
 GENIUS bush integrated on the left, fold out and cut off on the right side.



2. Ultra-Rib/ Clay
 Slide GENIUS over clay pipe and push pipes together.

PIPE DIAMETER TABLE



Tel: 0114 257 0040

sales@missionrubber.co.uk

www.missionrubber.co.uk

PIPE CLASSIFICATION	NOMINAL SIZES (DN)																	
	100	125	150	175	180	200	225	250	300	350	375	400	450	500	600	750	900	1050
Salt Glazed Ware / Vitrified	130		188	220		248	278		368 n1 380 n2		451	480-506	544-552	607	730			
Hepseal, Hepsleve	132		187				276		374			492	542	602	716			
Supersleve, Superseal	122		178				263		357			492	542	602	716			
Denseal	131		190				273		364		460	480	544	610	710			
Asbestos Cement (L)	125		182	208		232	260	288						547				
Asbestos Cement (M)									339		423	437	484	551				
Asbestos Cement (H)									346		429	440	490	559				
PVCu	110		160			200		250	315			400	450	500				
Ultra-Rib (Uponor)			170		200		250		335	400 n3				560				
Ultra-Fortis			170				250		335									
Quantum PVC Twin Wall (Sewer)			160				250		330									
Rigidrain (Polypipe)	118		178			234	267		355		435	457	512	569	674	883	1040	1215
Polysewer (Polypipe)			160				250	330										
Rigisewer (Polypipe)												457	511	568	672	880	1032	
Twin Walled (Polypipe)	119	150	180			235	260		360		435	455	490	590	690			
ABS	110		160	200		225		280	315									
Ductile Iron BSEN598	118		170			222	258	274	326	378	403	429	480	532	635			
Cast Iron (SMU/Ensign/SML)	112	137	162			212		277	329			431		534	637			
Cast Iron BS437 (Drain)	119		173				256											
Cast Iron BS416 (Soil)	114	140	165			210												
Grey Iron BS4622	118		170			222		274	326			429	480	532				
Stainless Steel	110		160															
Copper	108																	
Aluminium	102																	
Pitch Fibre	125		181	238														
Polyethylene	111	126	161		181	201	226	251	317	357		402	453	503				
Lightweight Corrugated PVCu	110		170				250											
Wavin twinwall corrugated HDPE							266		354									
Corripipe (JFC) twinwall			180				268		355		426		510		675			
CONCRETE PIPES	225	250	300	350	375	400	450	500	525	600	675	750	825	900	1050	1200	1350	1500
Stanton Bonna			410		485		578		669	768	825	910	975	1080	1260	1440	1680	1800
CPM	295		410		490		575		670	770	820	910	985	1080	1260	1440	1620	1810
Hughes			410		495		580		675	770		910		1080		1450		
Hepworth			416		501				681	776		996		1080	1266	1460	1620	
McCann (Ex UK)			416		501		586		681	776	901	996	975	1080	1266	1460	1620	1790
McCann (Ex Ire)	335		416		505		590		685	790		980		1080	1260	1460	1610	1800

GUIDANCE ONLY - ENSURE PIPE DIAMETERS ARE ACCURATELY MEASURED ON SITE PRIOR TO ORDERING.